



DŁUTO DO SKUWANIA PŁYTEK WYGIĘTE SDS PLUS Chisel for bending SDS PLUSWPDW40 40x14x250mm

WPDW40

Wymiary | Dimensions

WPDW40

40x14x250mm



BETON
CONCRETE

Opakowanie detaliczne | Unit packing



Opakowanie zbiorcze | Collective packing



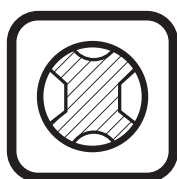
14



50



L: 360 mm
H: 180 mm
W: 120 mm



**SDS
PLUS**